

The unemployment rate in the Monterey County was 4.2 percent (9800 Unemployed) in August 2019, down from a revised 4.7 percent in July 2019, and below the year-ago estimate of 4.3 percent. This compares with an unadjusted unemployment rate of 4.2 percent for California and 3.8 percent for the nation during the same period.

Source: EDD Labor Market Informations Division 9/2019



LABOR FORCE
232,600



EMPLOYMENT
222,800



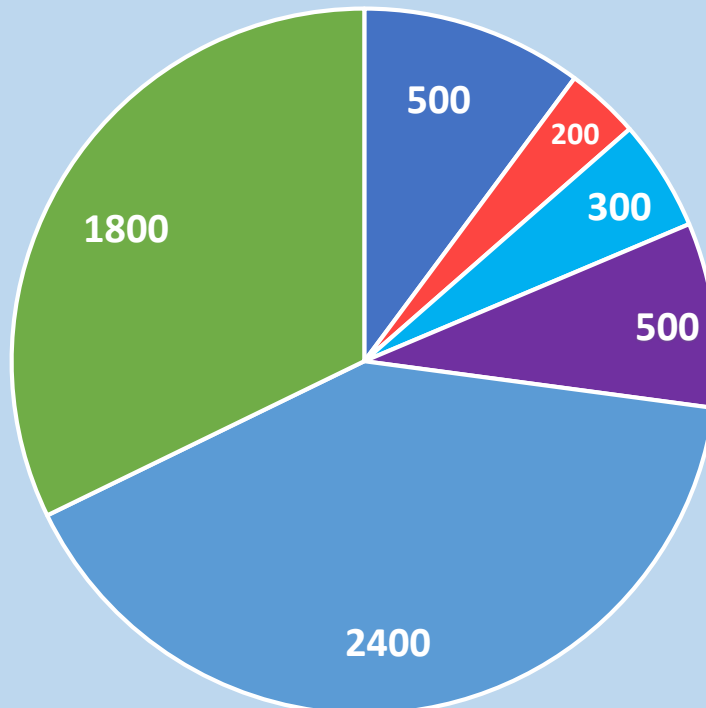
UNEMPLOYED
9,800



UNEMPLOYMENT
4.2 %

Job Growth by Sector August 2018 - August 2019

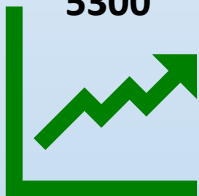
- Education & Health Services
- Manufacturing
- Construction
- Professional & Business Services
- Leisure & Hospitality
- Government



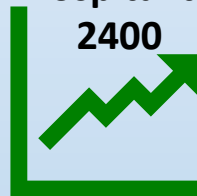
Sector Growth Report



Total Gains in Jobs
Non-Farm
5300



Largest Sector Gain
Leisure & Hospitality
2400



Largest Sector Loss
Transportation, Warehousing (400)



August 2019 Job Postings Salinas MSA

Employers with Most Job Ads

- Salinas Valley Memorial Healthcare System - 134
- Hyatt Hotel - 126
- Lone Cypress Company - 99
- Salinas Union High School Dist. - 79
- State of California - 106
- County of Monterey - 63
- Macy's - 59
- Costco - 57
- Northrop Grumman - 53

Occupations with Most Job Ads

- Retail Salespersons - 251
- First-Line Supervisors of Retail Sales Workers - 196
- Registered Nurses - 172
- Security Guards - 140
- First-Line Supervisors of Food Workers - 130
- Waiters & Waitresses - 115
- Cooks, Restaurants - 105
- Maids and Housekeepers Cleaners - 93
- First-Line Supervisor of Office & Admin. Workers - 86

Note: The data provided does not suggest that the occupations of the unemployed directly align with the occupations of the advertised vacancies.
 Sources: Employment Development Department, Labor Market Information Division; Help Wanted Online from The Conference Board and WANTED Technologies